
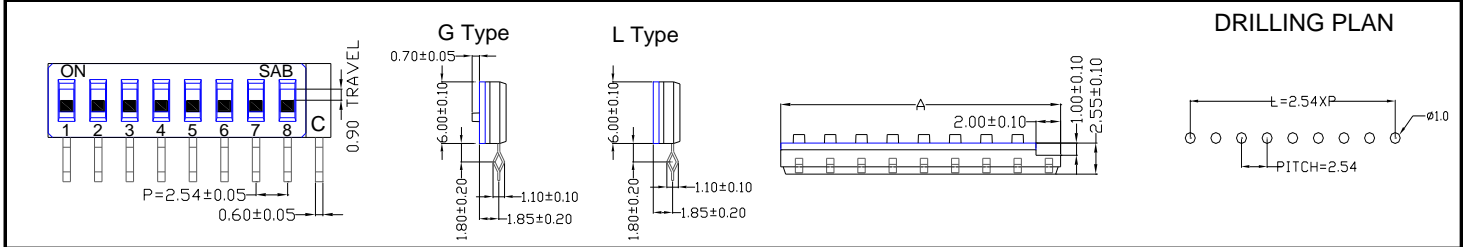


### Features

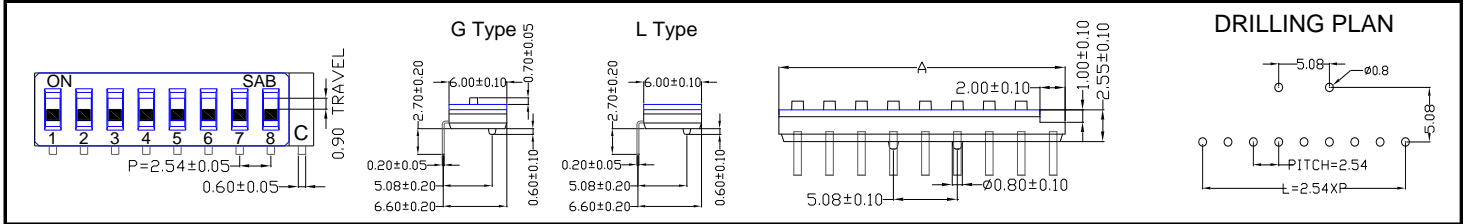
- ◆ Unique SMD type provided with Gull wing and L lead terminal types
- ◆ Easy operation: Raise and Flat Actuators without special tools needed
- ◆ Long life : 3,000 cycles
- ◆ End to end stackable in 2.54 center for full versions
- ◆ Heat resistance: 260°C for 10 sec.
- ◆ Save more than 50% of the PCB space compared with the standard DIP switch



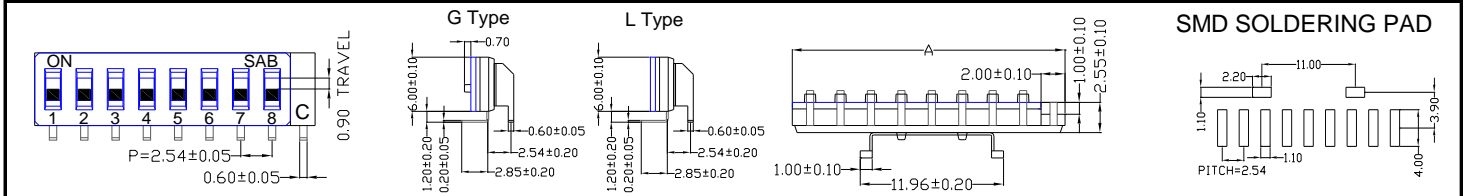
### SIP



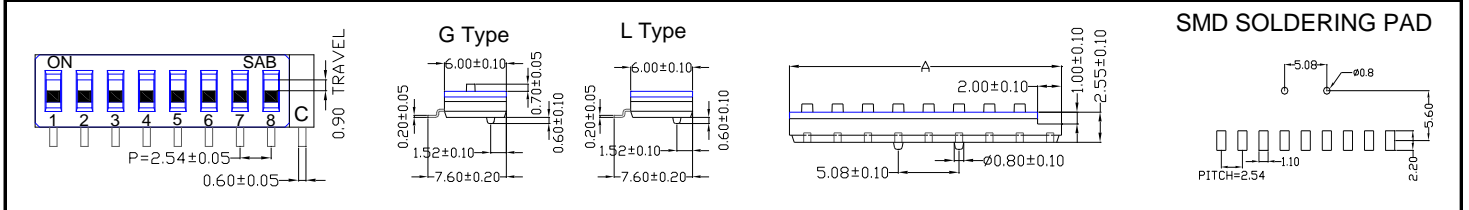
### SIH



### SIL



### SIS



### Specifications

- ◆ Contact Rating
  - Switching ..... 25mA, 24VDC
  - Non-Switching ..... 100mA, 50VDC
- ◆ Contact Resistance
  - Initial ..... 50mΩ Max.
  - After Life Test ..... 100mΩ Max.
- ◆ Insulation Resistance ..... 100MΩ min at 500VDC
- ◆ Dielectric Strength ..... 500VAC/ 1 minute
- ◆ Operating Force..... 1,000g Max.
- ◆ Mechanical Life..... 3,000 cycles
- ◆ Electrical Life..... 3,000 cycles

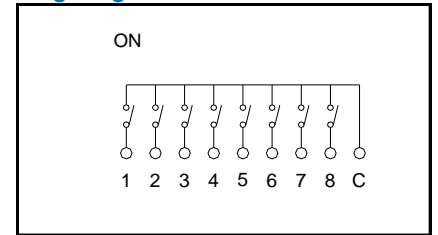
### Materials

- ◆ Cover & Base: Thermoplastic UL 94V-0, Black
- ◆ Actuator: Thermoplastic UL 94-HB, White
- ◆ Movable Contact: Copper Alloy, Gold- or Pure-Tin-plated
- ◆ Terminal Contact & Terminal: Copper Alloy, Gold- or Pure-Tin-plated
- ◆ Tape Sealed: Polyimide film

### Packaging Information

- ◆ Tube: SIP/ SIH/ SIS/ SIL
- ◆ Tape & Reel: SIS/ SIL
- ◆ Actuators all in "OFF" position

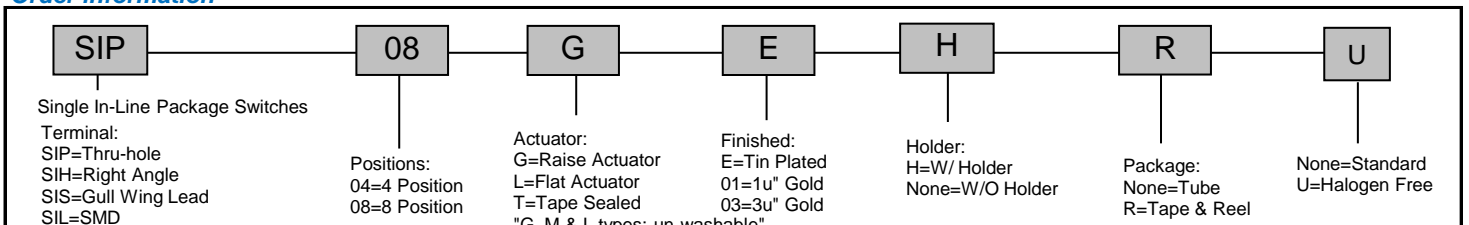
### Wiring Diagram



### Soldering Information

- ◆ Hand Soldering
  - Soldering Iron of 30W or under at 350°C for 3 sec. max. or at 270°C for 5 sec. max.
- ◆ Wave Soldering
  - 260±5°C for 10 sec. max.
- ◆ Reflow Soldering.
  - Peak temperature: 245 or 250°C max. The time above 240 or 245°C must be 30 sec. max.
- ◆ Keep all actuators in "OFF" position during soldering and cleaning process

### Order Information



### Package

P/N	No. Of Pole	Dim. A	Quantity per Tube
SIP02	2	7.52mm	69
SIP04	4	12.60mm	41
SIP06	6	17.68mm	29
SIP08	8	22.76mm	23
SIP10	10	27.84mm	18
SIP12	12	32.92mm	16